



TRADEX

**Projections – Major Alaskan
Fisheries**

Market Analysis

NMFS Update: November 20th, 2010

Prepared By: Ryan McKay

Summary for Week Ending November 20th, 2010

Pollock

- 341 MT caught in the Bering Sea
- 0 MT caught in the Gulf of Alaska

Pacific Cod

- 225 MT caught by trawl vessels in the Bering Sea
- 46 MT caught by longline in the Bering Sea

Flatfish

- 180 MT of Alaska Plaice caught in the Bering Sea
- 470 MT of Arrowtooth Flounder caught in the Bering Sea
- 88 MT of Flathead Sole caught in the Bering Sea
- 68 MT of Rock Sole caught in the Bering Sea
- 1,071 MT of Yellowfin Sole caught in the Bering Sea

Halibut

- Quota holders have now caught 99% of their quota

*Note: MT is Metric Tonne

Fishery Closures for Week Ending November 13th, 2010

Halibut

- Season closed November 15th

Description of Fisheries

Area	Bering Sea	Bering Sea	Bering Sea	Bering Sea
Species	Pollock	Cod, Pacific	Sole, Yellowfin	Halibut
Main products	Fillets (PBI), surimi	H&G	Fillets, H&G	Whole (untrimmed)
Main markets	Europe, Japan, China, major food services (e.g. McDonalds)	Eastern US, China, Europe	China	Varied
Description	Dominated by direct relationships to the exclusion of middlemen	Open to middlemen and direct relationships; the main source of export quality products	95% of product ships to China	Distant from plants, only directed when other fisheries (e.g. longline cod) are closed
Area	Gulf of Alaska	Gulf of Alaska	Gulf of Alaska	Gulf of Alaska
Species	Pollock	Cod, Pacific	Flatfish	Halibut
Main products	Fillets, H&G	Fillets, H&G	Fillets, H&G	Fletches, H&G
Main markets	Domestic	Domestic	Domestic	Domestic
Description	Inshore trawlers deliver product to shore-based plants, who sell to middlemen	Inshore trawlers deliver product to shore-based plants, who sell to middlemen	Similar to GOA pollock and cod fisheries, but much smaller	Due to proximity to shore-based plants, the GOA halibut fisheries are the main ones in Alaska

Notes

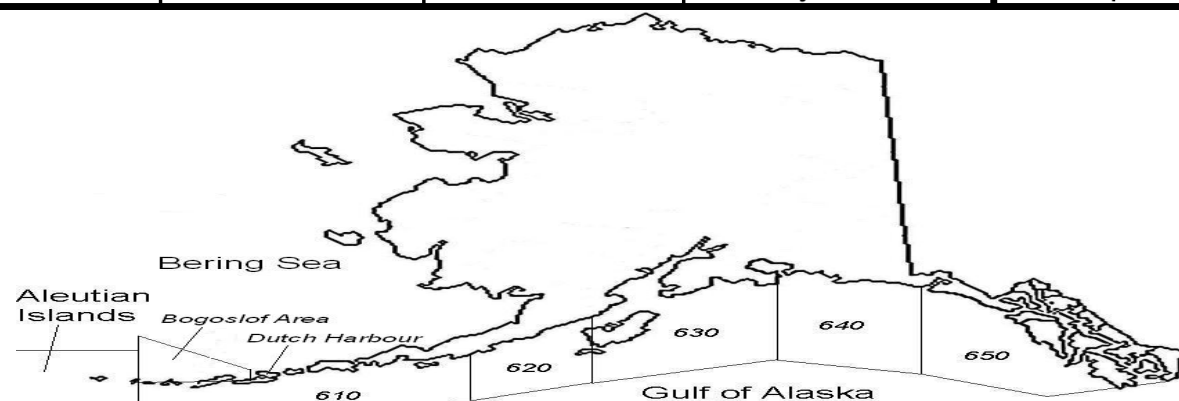
Halibut Mortality page

- “Flatfish” species include: Rock Sole, Flathead Sole, and other Flatfish.
- “Deep water species” include: “all Sebastes and Sebastopolous Rockfish,” “deep water Flatfish,” Rex Sole, Arrowtooth Flounder, and Sablefish.
- “Shallow water species” include: Pollock (except pelagic gear), Pacific Cod, “shallow water Flatfish,” Flathead Sole, Atka Mackerel
- “Pollock” group includes: Pollock, Atka Mackerel, and “other species.”

Area	Bering Sea	Bering Sea	Bering Sea	Bering Sea	Gulf of Alaska
Description	Inshore	C-Processor	Mothership	Incidental Catch, non-Bogoslof	West Yakutat
Gear	Trawl	Trawl	Trawl	Any	Trawl
Season	B	B	B	Annual	Annual
2010 Quota	210,730	168,584	42,146	29,268	2,031
Quota Remaining	(623)	(2,445)	(403)	5,809	483
Start	10-Jun-10	10-Jun-10	10-Jun-10	1-Jan-10	20-Jan-10
Nominal End	1-Nov-10	1-Nov-10	1-Nov-10	31-Dec-10	31-Dec-10
Projected End	1-Nov-10	1-Nov-10	1-Nov-10	31-Dec-10	16-Oct-10
Status	closed	closed	closed	bycatch	open

Major Alaskan Pollock Fisheries

As at Nov. 20th, 2010
All figures in metric tons



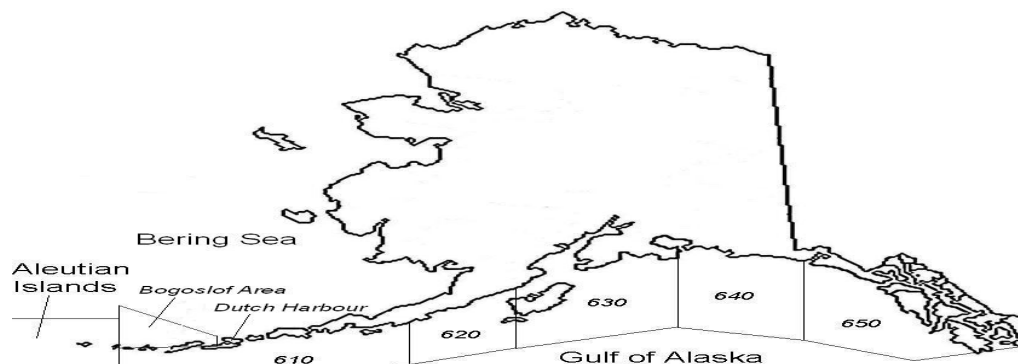
Area	Gulf of Alaska	Gulf of Alaska	Gulf of Alaska	Gulf of Alaska
Description	610 Shumagin	620 Chirikof	630 Kodiak	West Yakutat
Gear	Trawl	Trawl	Trawl	Trawl
Season	D	D	D	Annual
2010 Quota	7,577	4,878	5,912	2,031
Quota Remaining	321	162	152	394
Start	1-Oct-10	1-Oct-10	1-Oct-10	20-Jan-10
Nominal End	1-Nov-10	1-Nov-10	1-Nov-10	31-Dec-10
Projected End	1-Nov-10	1-Nov-10	1-Nov-10	31-Dec-10
Status	closed	closed	closed	open

Area	Bering/Aleutian	Bering/Aleutian	Bering/Aleutian	Bering/Aleutian	Bering/Aleutian	Bering/Aleutian
Description	C-Processor	C-P (Amend 80)	C-Vessel	C-Processor	C-Processor	C-Vessel
Gear	Trawl	Trawl	Trawl	Longline	Pot	Pot
Season	C	C	C	B	B	B
2010 Quota	600	3,400	4,496	35,770	1,102	6,170
Quota Remaining	(809)	(12,474)	3,629	6,530	(1,034)	1,762
Start	10-Jun-10	10-Jun-10	10-Jun-10	10-Jun-10	1-Sep-10	1-Sep-10
Nominal End	1-Nov-10	1-Nov-10	1-Nov-10	31-Dec-10	31-Dec-10	31-Dec-10
Projected End	29-Jun-10	1-Nov-10	1-Nov-10	26-Dec-10	9-Nov-10	19-Dec-10
Status	closed	closed	closed	open	closed	closed

Major Alaskan Pacific Cod Fisheries

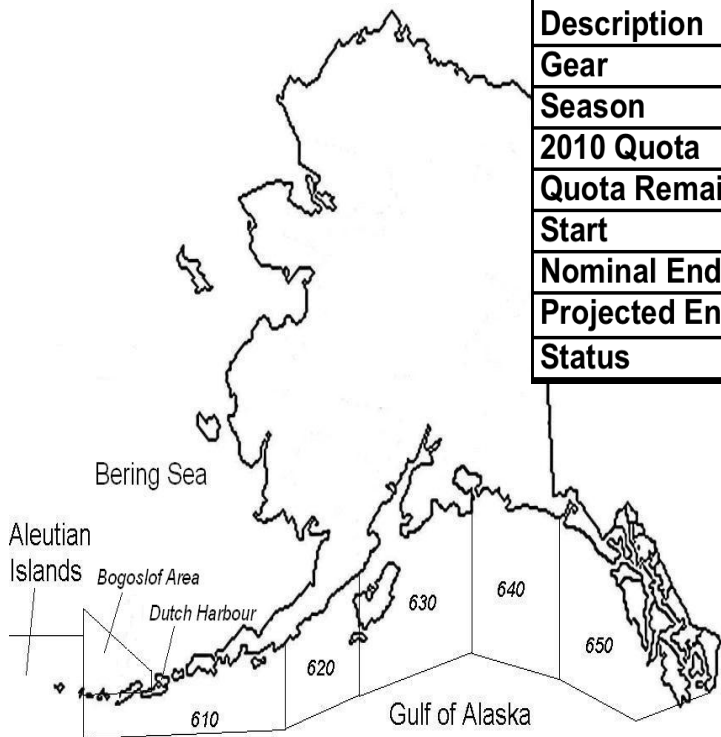
As at: Nov. 20th, 2010

All figures in metric tons



Area	Bering/Aleutian	Gulf of Alaska	Gulf of Alaska	Gulf of Alaska	Gulf of Alaska	Gulf of Alaska
Description	<60 ft Vessels	West (610)	West (610)	Central (620, 630)	Central(620, 630)	Eastern (640, 650)
Gear	H&L	Inshore	Offshore	Inshore	Offshore	Inshore
Season	Annual	B	B	B	B	Annual
2010 Quota	4,598	7,475	831	13,242	1,471	1,816
Quota Remaining	(857)	779	199	3,817	286	924
Start	1-Jan-10	1-Sep-10	1-Sep-10	1-Sep-10	1-Sep-10	1-Jan-10
Nominal End	31-Dec-10	31-Dec-10	31-Dec-10	31-Dec-10	31-Dec-10	31-Dec-10
Projected End	30-Oct-10	24-Nov-10		24-Nov-10	30-Nov-10	31-Dec-10
Status	closed	closed	closed	closed	closed	open

Source: NMFS

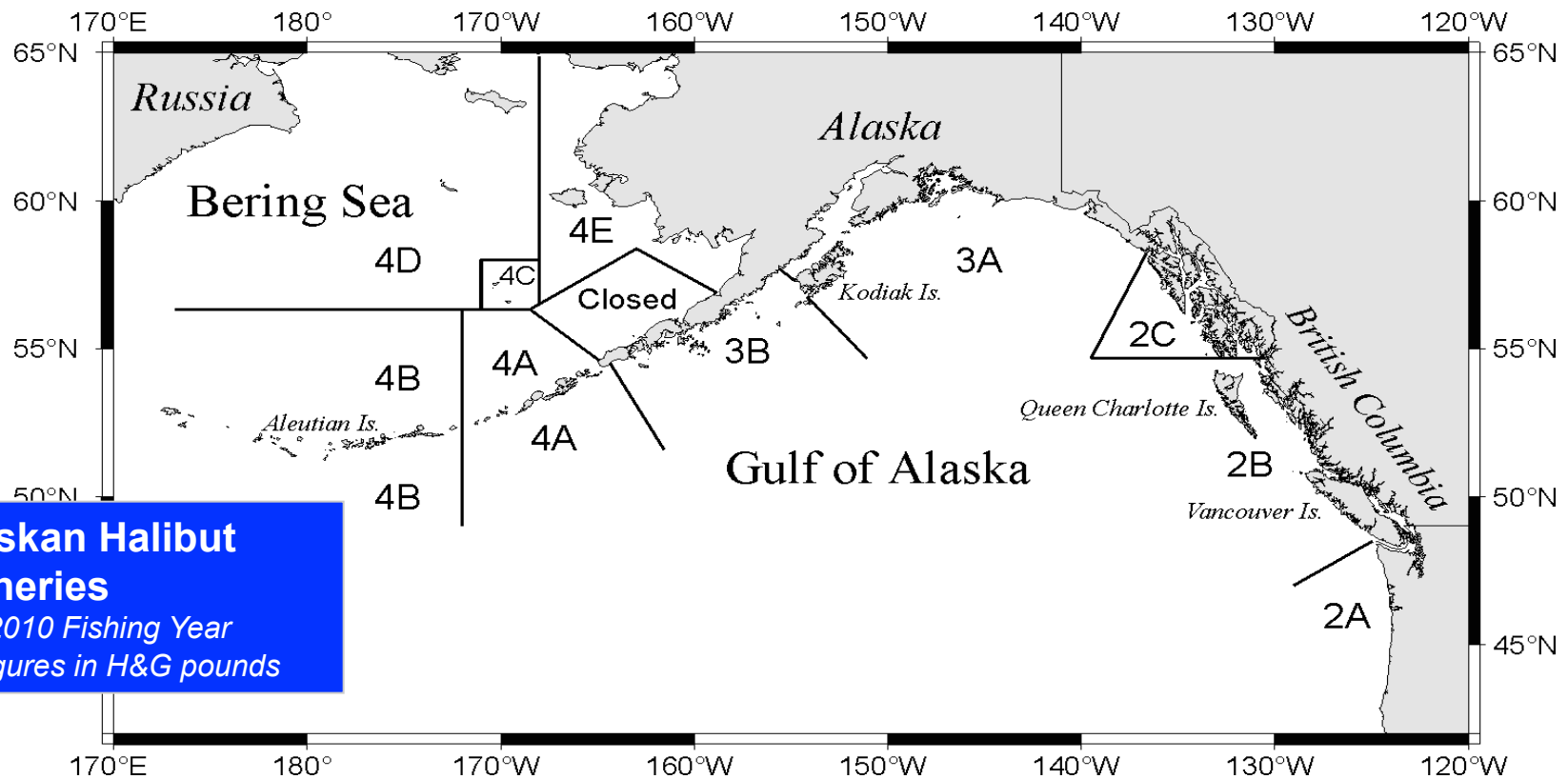


Area	Bering/Aleutian	Bering/Aleutian	Bering/Aleutian	Bering/Aleutian
Description	Flounder, Arrowtooth	Sole, Flathead	Sole, Rock	Sole, Yellowfin
Gear	All	All	All	All
Season	Annual	Annual	Annual	Annual
2010 Quota	51,000	44,650	66,975	160,740
Quota Remaining	12,952	25,546	15,105	46,109
Start	20-Jan-10	20-Jan-10	20-Jan-10	20-Jan-10
Nominal End	31-Dec-10	31-Dec-10	31-Dec-10	31-Dec-10
Projected End	31-Dec-10	31-Dec-10	27-Dec-10	31-Dec-10
Status	open	closed	closed	open

Major Alaskan Flatfish Fisheries
As at: Nov 20th, 2010
All figures in metric tons

Area	Western Gulf (610)	Central Gulf (620,630)	Central Gulf (620,630)	Central Gulf (620,630)
Description	Flounder, Arrowtooth	Flounder, Arrowtooth	Sole, Flathead	Sole, Rex
Gear	All	All	All	All
Season	Annual	Annual	Annual	Annual
2010 Quota	8,000	30,000	5,000	6,506
Quota Remaining	5,581	8,983	1,754	3,137
Start	20-Jan-10	20-Jan-10	20-Jan-10	20-Jan-10
Nominal End	31-Dec-10	31-Dec-10	31-Dec-10	31-Dec-10
Projected End	31-Dec-10	31-Dec-10	31-Dec-10	31-Dec-10
Status	open	open	open	open

Source: NMFS



Alaskan Halibut Fisheries
 For 2010 Fishing Year
 All figures in H&G pounds

Area	Catch	Quota	Remaining Quota	Remaining Quota (%)
2C	4,349,800	4,400,000	50,200	1%
3A	20,092,309	19,990,000	-102,309	-1%
3B	9,965,054	9,900,000	-65,054	-1%
4A	2,267,000	2,330,000	63,000	3%
4B	1,394,752	1,728,000	333,248	19%
4C	106,338	812,500	706,162	87%
4D	1,703,278	1,137,500	-565,778	-50%
Total	39,878,531	40,298,000	419,469	1%

Source: NMFS
 Halibut season: March 6th, 2010 – November 15th, 2010